

**EFU LIFE ASSURANCE LIMITED**  
**Statement of Changes in Net Assets**  
**As on 30th Sep 2020**



	Managed Growth Fund	Guaranteed Growth Fund	Capital Growth Fund	Aitemad Growth Fund	Pension Fund	Aggressive Fund	Takaful Growth Fund	Takaful Aggressive Fund	Takaful Conservative Fund
-----Rupees in '000-----									
Fund brought forward	101,933,034	2,627,195	180,193	5,213,168	20,486	239,951	4,675,139	207,260	32,197
Value of creation of units	12,208,508	512,394	-	933,019	513	132,213	1,860,465	160,850	90,281
Increase (decrease) in value of investments in the financial year	2,885,410	-	5,025	239,004	(270)	7,185	186,873	5,389	-
Other income	10,148,367	205,904	10,907	437,168	2,009	48,159	429,967	34,818	3,244
	<b>25,242,285</b>	<b>718,298</b>	<b>15,932</b>	<b>1,609,190</b>	<b>2,252</b>	<b>187,557</b>	<b>2,477,305</b>	<b>201,057</b>	<b>93,524</b>
<b>Total income</b>	<b>127,175,319</b>	<b>3,345,493</b>	<b>196,126</b>	<b>6,822,358</b>	<b>22,739</b>	<b>427,508</b>	<b>7,152,444</b>	<b>408,317</b>	<b>125,721</b>
Management charges	(1,220,543)	(31,278)	(2,085)	(68,221)	(219)	(3,253)	(59,585)	(2,501)	(693)
Tax paid									
Other expenditure	(64,276)								
Increase (decrease) in provisions									
Value of cancellation of units	(11,377,978)	(400,460)	(12,575)	(612,659)	(3,081)	(46,560)	(470,194)	(94,172)	(51,454)
<b>Total expenditure</b>	<b>(12,662,797)</b>	<b>(431,738)</b>	<b>(14,660)</b>	<b>(680,880)</b>	<b>(3,300)</b>	<b>(49,813)</b>	<b>(529,778)</b>	<b>(96,673)</b>	<b>(52,147)</b>
Fund carried forward	<b>114,512,522</b>	<b>2,913,755</b>	<b>181,466</b>	<b>6,141,478</b>	<b>19,439</b>	<b>377,695</b>	<b>6,622,665</b>	<b>311,644</b>	<b>73,575</b>

  
 Director

  
 Director

  
 Managing Director &  
 Chief Executive

  
 Chairman

**EFU LIFE ASSURANCE LIMITED**  
**Statement of Net Assets**  
**Ason 30th Sep 2020**




	Managed Growth Fund	Guaranteed Growth Fund	Capital Growth Fund	Aitemad Growth Fund	Pension Fund	Aggressive Fund	Takaful Growth Fund	Takaful Aggressive Fund	Takaful Conservative Fund
-----Rupees in '000-----									
<b>Bank Balance</b>	594,385	77,335	42,507	469,172	2,966	82,011	551,878	92,565	41,319
<b>Total Value of Investment</b>	113,031,150	2,787,290	139,001	5,579,463	16,383	277,973	5,912,728	208,503	30,000
<b>Accrued Interest / Dividend Receivable / Payable</b>	562,602	28,136	594	32,342	73	301	36,614	12,334	434
	585,024	21,590	(399)	70,460	26	17,485	122,786	(1,696)	1,836
<b>Total Fund Value</b>	<b>114,773,160</b>	<b>2,914,351</b>	<b>181,704</b>	<b>6,151,437</b>	<b>19,448</b>	<b>377,770</b>	<b>6,624,005</b>	<b>311,706</b>	<b>73,589</b>
Management Charges	(23,495)	(596)	(37)	(1,254)	13	(75)	(1,340)	(62)	(15)
Cost of Disposition	(237,143)		(202)	(8,706)	(23)				
<b>Net Assets Value</b>	<b>114,512,522</b>	<b>2,913,755</b>	<b>181,466</b>	<b>6,141,478</b>	<b>19,438</b>	<b>377,695</b>	<b>6,622,665</b>	<b>311,644</b>	<b>73,575</b>

  
 \_\_\_\_\_  
 Director

  
 \_\_\_\_\_  
 Director

  
 \_\_\_\_\_  
 Managing Director &  
 Chief Executive

  
 \_\_\_\_\_  
 Chairman


EFU Life Assurance Limited  
Statement of Investment Performance Measurement of the Unit Linked Funds  
Ason 30th Sep 2020




Previous 10 Years					
Sr. No.	Name of the Unit Linked Fund	Type of Fund	Bid price at the beginning of the period (A) 30-Sep-2010	Bid price at the ending of the period (B) 30-Sep-2020	Investment Yield % $Y = ((B/A) - 1) \times 100$
1	Managed Growth Fund		701.0000	1,832.1280	161.359%
2	Capital Growth Fund		207.0600	443.0355	113.965%
3	Aitemad Growth Fund		570.5500	1,419.9492	148.874%
4	Pension Fund		133.1600	338.3588	154.099%
5	Guaranteed Growth Fund		520.8000	1,093.1236	109.893%

Previous 05 Years					
Sr. No.	Name of the Unit Linked Fund	Type of Fund	Bid price at the beginning of the period (A) 30-Sep-2015	Bid price at the ending of the period (B) 30-Sep-2020	Investment Yield % $Y = ((B/A) - 1) \times 100$
1	Managed Growth Fund		1,427.1481	1,832.1280	28.377%
2	Capital Growth Fund		360.0650	443.0355	23.043%
3	Aitemad Growth Fund		1,097.8953	1,419.9492	29.334%
4	Pension Fund		251.3005	338.3588	34.643%
5	Guaranteed Growth Fund		798.1995	1,093.1236	36.949%
6	Takaful Growth Fund		961.4324	1,197.3046	24.533%

Previous 12 Months					
Sr. No.	Name of the Unit Linked Fund	Type of Fund	Bid price at the beginning of the period (A) 30-Sep-2019	Bid price at the ending of the period (B) 30-Sep-2020	Investment Yield % $Y = ((B/A) - 1) \times 100$
1	Managed Growth Fund		1,564.1912	1,832.1280	17.129%
2	Capital Growth Fund		399.9886	443.0355	10.762%
3	Aitemad Growth Fund		1,211.8639	1,419.9492	17.171%
4	Pension Fund		296.3488	338.3588	14.176%
5	Guaranteed Growth Fund		995.7006	1,093.1236	9.784%
6	Aggressive Fund		1,086.5043	1,332.7950	22.668%
7	Takaful Growth Fund		1,046.4931	1,197.3046	14.411%
8	Takaful Aggressive Fund		1,084.8216	1,338.5372	23.388%
9	Takaful Conservative Fund		972.7102	1,035.1426	6.418%

  
Director

  
Director

  
Managing Director &  
Chief Executive

  
Chairman